

# Access Doors

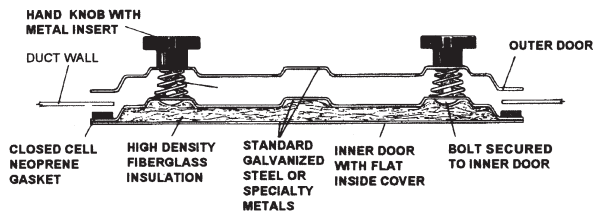


## Sandwich<sup>®</sup> Access Doors

### Quick and Easy

- Advanced Pressure Vessel Design
- Insulated, Uninsulated, and Specialty Metals
- No Measuring (Self-Adhesive Template Provided)
- Effortless Opening and Closing (No Tools Required)
- Shape Provides a More Effective Access Area
- No Frame to Install

# Rectangular



## DESCRIPTION

Access door for rectangular duct.

## BASIC USE

To provide easy access into air ducts and units. The door was developed to provide a solid, well-insulated, leakproof door that is simple to install.

## SPECIAL CHARACTERISTICS

- Insulated or uninsulated
- Smooth interior finish on insulated doors
- Tested to 20" W.G. with no leakage noted
- Tested to negative 10" W.G. with no leakage noted
- Please specify when ordering doors for negative pressure applications as gasket is placed to the outside panel
- Insulated doors are recommended for negative pressure applications

## TECHNICAL INFORMATION

### a. Panels

The insulated Sandwich Access Door consists of three layers of precision stamped steel. The inside panel consists of two layers of metal which are spot welded together along the rim encapsulating high density fiberglass insulation with Ecosse® Technology UL classified FHC25/50. Uninsulated doors have similar construction without the backing plate and insulation.

*NOTE: The 24" x 18" door consists of only two layers of precision stamped steel. A polyester foam pad installed between the inner and outer door panels provides insulation. (The 24"x18" door is not available with high density fiberglass insulation).*

### b. Gasket

Closed cell neoprene gasket is UL94HF1 listed with a service temperature range of (ASTM D746) -20° F to 200° F. The gasket is bonded to the inside panel of the access door to insure consistent installations.

### c. Springs

Zinc plated conical springs are installed, between the inner and outer door, to facilitate opening.

### d. Knobs

Red polypropylene molded knobs have threaded metal inserts to eliminate thread stripping. Knobs are easily turned by hand. Knobs are UL94HB listed.

### e. Bolts

Zinc plated carriage bolts are secured to inner door.

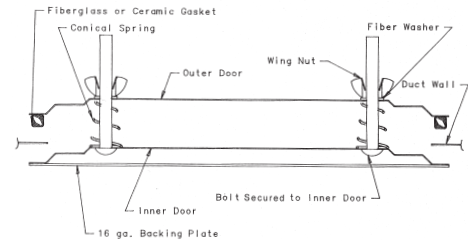
### f. Template

Self adhesive template is provided for the exact size of duct opening required.

## PACKAGING INFORMATION

See Packaging Information Page

# Hi-Temp



## DESCRIPTION

Access door for round or rectangular duct.

## BASIC USE

To provide easy access into grease duct or high-temp duct systems. The door was developed to provide a solid, leak resistant door that is simple to install.

High-Temp access door application approval resides with the authority having jurisdiction.

## SPECIAL CHARACTERISTICS

- Available in all sizes of standard flat and round duct access doors
- 16 gauge black iron backing plate
- Virtually leak free up to 14" W.G.

## TECHNICAL INFORMATION

### a. Panels

The Hi-Temp Access Door consists of two layers of precision stamped, hot-dipped galvanized steel and one 16 gauge black iron backing plate. The backing plate is spot welded to the inside panel.

### b. Gasket

For Hi-Temperature application fiberglass rope (1000°F max) is permanently bonded to the outside panel of the access door to eliminate leakage. For Grease Duct application, Ceramic Fiber Gasket (2300°F max -- meets NFPA 96 standards) is permanently bonded to the outside panel of the access door to eliminate leakage.

### c. Springs

Zinc plated conical springs are installed, between the inner and outer door, to facilitate opening.

### d. Wing Nuts

Zinc coated wing nuts are easily turned by hand.

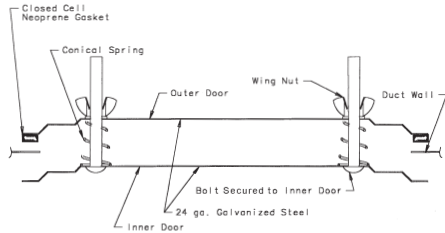
### e. Bolts

Zinc plated carriage bolts are secured to inner door.

### f. Template

Self adhesive template is provided for the exact size of duct opening required.

# Circular Clean-Out



## DESCRIPTION

Access door for duct cleaning.

## BASIC USE

To provide easy access into air ducts and units. The door was developed to provide a solid, leakproof door that is simple to install.

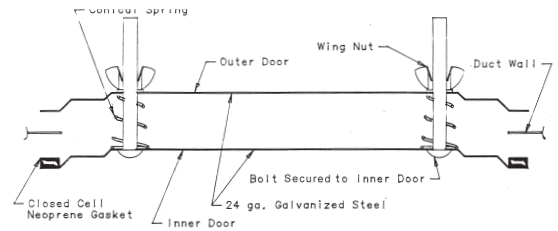
## SPECIAL CHARACTERISTICS

- Insulated or Uninsulated

## TECHNICAL INFORMATION

- Panels**  
The Circular Access door consists of two layers of precision stamped, hot-dipped galvanized steel.
- Gasket**  
Closed cell neoprene gasket is UL94HF1 listed with a service temperature range of (ASTM D746) -20° F to 200° F. The gasket is permanently bonded to outside panel of the access door to eliminate leakage.
- Springs**  
Zinc plated conical springs are installed over the bolts, between the inner and outer door, to facilitate opening
- Wing Nuts**  
Zinc coated wing nuts are easily turned by hand without tools.
- Bolts**  
Zinc plated carriage bolts are secured to inner door.
- Insulation**  
A polyester foam pad installed between the inner and outer panel.

# Clean-Out



## DESCRIPTION

Uninsulated access door for duct cleaning.

## BASIC USE

To provide easy access into air ducts and units.

## SPECIAL CHARACTERISTICS

- Our lowest cost door

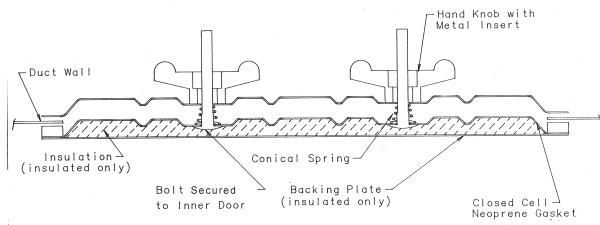
## TECHNICAL INFORMATION

- Panels**  
The Clean-Out Access door consists of two layers of precision stamped, hot-dipped galvanized steel.
- Gasket**  
Closed cell neoprene gasket is UL94HF1 listed with a service temperature range of (ASTM D746) -20° F to 200° F. The gasket is bonded to the inside panel of the access door to insure consistent installations.
- Springs**  
Zinc plated conical springs are installed, between the inner and outer door, to facilitate opening.
- Wing Nuts**  
Zinc coated wing nuts are easily turned by hand.
- Bolts**  
Zinc plated carriage bolts are secured to inner door.
- Template**  
Self adhesive template is provided for the exact size of duct opening required.

## PACKAGING INFORMATION

See Packaging Information Page

# Round Duct



## DESCRIPTION

Access door for round ducts.

## BASIC USE

To provide easy access into air ducts and units. The door was developed to provide a solid, leakproof door that is simple to install.

## SPECIAL CHARACTERISTICS

- Insulated or uninsulated
- Smooth interior finish on insulated doors
- Tested to 20" W.G. with no leakage noted
- Tested to negative 10" W.G. with no leakage noted
- Please specify when ordering doors for negative pressure applications as gasket is placed to the outside panel
- Insulated doors are recommended for negative pressure applications

## TECHNICAL INFORMATION

### a. Panels

The insulated Round Duct Access Door consists of three layers of precision stamped steel. The inside panel consists of two layers of metal which are spot-welded together along the rim, encapsulating high density fiberglass insulation with Ecose® Technology UL classified FHC 25/50 Uninsulated doors have similar construction without the backing plate and insulation.

*NOTE: The 24" x 18" access door consists of only two layers of precision stamped steel. A polyester foam pad installed between the inner and outer door panels provides insulation. (The 24" x 18" door is not available with high density fiberglass insulation).*

### b. Gasket

Closed cell neoprene gasket is UL94HF1 listed with a service temperature range of (ASTM D746) -20° F to 200° F. The gasket is bonded to the inside panel of the access door to insure consistent installations.

### c. Springs

Zinc plated conical springs are installed, between the inner and outer door, to facilitate opening.

### d. Knobs

Red polypropylene molded knobs have threaded metal inserts to eliminate thread stripping. Knobs are easily turned by hand. Knobs are UL94HB listed.

### e. Bolts

Zinc plated carriage bolts are secured to inner door.

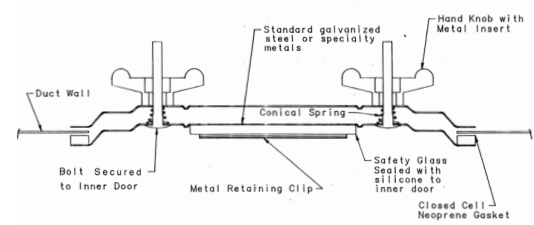
### f. Template

Self adhesive template is provided for the exact size of duct opening required.

## PACKAGING INFORMATION

See Packaging Information Page

# Observation



## DESCRIPTION

Access door which allows inspection of the inside of the duct without door removal.

## BASIC USE

To provide easy access into air ducts and unit and allow for viewing the inside of the duct. The door was developed to provide a solid, leakproof door that is simple to install.

## SPECIAL CHARACTERISTICS

- 4" x 2-5/8" viewport
- Safety glass used for window
- Tested to 10" W.G.

## TECHNICAL INFORMATION

### a. Panels

The Observation Access Door consists of two layers of precision stamped, hot-dipped galvanized steel.

### b. Gasket

Closed cell neoprene gasket is UL94HF1 listed with a service temperature range of (ASTM D746) -20° F to 200° F. The gasket is permanently bonded to the inside panel to eliminate leakage.

### c. Springs

Zinc plated conical springs are installed, between the inner and outer door, to facilitate opening.

### d. Knobs

Red polypropylene molded knobs have threaded metal inserts to eliminate thread stripping. Knobs are easily turned by hand. Knobs are UL94HB listed.

### e. Bolts

Zinc plated carriage bolts are secured to inner door.

### f. Glass

Safety glass (1/4") is permanently sealed with silicone.

### g. Clips

Hot-dipped galvanized steel clips mechanically fasten the safety glass in place.

### h. Template

Self adhesive template is provided for the exact size of duct opening required.

# PACKAGING INFORMATION

## Rectangular

Size	Part No.	Gauge	# Per Carton	Lbs Per Carton
**8" x 4"	D*84GA	22	10	12
10" x 6"	D*106GA	22	10	25
12" x 8"	D*128GA	22	10	35
**16" x 12"	D*1612GA	20	5	31
18" x 14"	D*1814GA	20	5	45
**24" x 18"	D*2418GA	18	3	27

\* Available in Insulated (I) or Uninsulated (U), please specify

\*\* Oval Shaped

## Round Duct

Door Size	Duct Diameter	Part Number
8" x 4" 22 Gauge 10 per carton 12 lbs. per carton	5" - 6"	DR*846GA
	7" - 9"	DR*849GA
	10" - 11"	DR*8411GA
	12" - 14"	DR*8414GA
12" x 8" 22 Gauge 10 per carton 35 lbs. per carton	10" - 11"	DR*12811GA
	12" - 14"	DR*12814GA
	15" - 16"	DR*12816GA
	17" - 18"	DR*12818GA
	19" - 20"	DR*12820GA
16" x 12" 20 Gauge 5 per carton 31 lbs. per carton	15" - 16"	DR*161216GA
	17" - 18"	DR*161218GA
	19" - 20"	DR*161220GA
	21" - 22"	DR*161222GA
	23" - 24"	DR*161224GA
	25" - 28"	DR*161228GA
	29" - 32"	DR*161232GA
	33" - 36"	DR*161236GA
	37" - 60"	Consult Factory
	24" x 18" available in 2 panel only 18 Gauge 2 per carton 25 lbs. per carton	29" - 32"
33" - 36"		DR*241836GA
37" - 40"		DR*241840GA
41" - 44"		DR*241844GA
45" - 48"		DR*241848GA
49" - 52"		DR*241852GA
53" - 56"		DR*241856GA
57" - 62"		DR*241862GA
63" - 144"		Consult Factory

\* Available in Insulated (I) or Uninsulated (U), please specify

## Round Duct Hi - Temp

Door Size	Duct Diameter	Part Number
8" x 4" 22 Gauge 10 per carton 12 lbs. per carton	5" - 6"	DR846*GA
	7" - 9"	DR849*GA
	10" - 11"	DR8411*GA
	12" - 14"	DR8414*GA
12" x 8" 22 Gauge 10 per carton 35 lbs. per carton	10" - 11"	DR12811*GA
	12" - 14"	DR12814*GA
	15" - 16"	DR12816*GA
	17" - 18"	DR12818*GA
	19" - 20"	DR12820*GA
16" x 12" 20 Gauge 5 per carton 31 lbs. per carton	15" - 16"	DR161216*GA
	17" - 18"	DR161218*GA
	19" - 20"	DR161220*GA
	21" - 22"	DR161222*GA
	23" - 24"	DR161224*GA
	25" - 28"	DR161228*GA
	29" - 32"	DR161232*GA
	33" - 36"	DR161236*GA
	37" - 60"	Consult Factory
	24" x 18" 18 Gauge 2 per carton 25 lbs. per carton	29" - 32"
33" - 36"		DR241836*GA
37" - 40"		DR241840*GA
41" - 44"		DR241844*GA
45" - 48"		DR241848*GA
49" - 52"		DR241852*GA
53" - 56"		DR241856*GA
57" - 62"		DR241862*GA
63" - 144"		Consult Factory

\* F1 for doors rated to 1000°F. F2 for doors rated to 2300°F.

## Rectangular Duct Hi-Temp

Size	Part No.	Gauge	No. Per Carton	Lbs. Per Carton
**8" x 4"	D84*GA	22	10	12
10" x 6"	D106*GA	22	10	32
12" x 8"	D128*GA	22	10	50
**16" x 12"	D1612*GA	20	5	31
18" x 14"	D1814*GA	20	5	64
**24" x 18"	D2418*GA	18	3	57

\* F1 for doors rated to 1000°F. F2 for doors rated to 2300°F.

\*\* Oval Shaped

## Clean-Out

Size	Part No.	Gauge	No. Per Carton	Lbs. Per Carton
10" x 6"	DC106GA	24	10	15
12" x 8"	DC128GA	24	10	23

## Circular Clean-Out

Size	Part No.	Gauge	No. Per Carton	Lbs. Per Carton
8"	DC*8GA	24	10	12
10"	DC*10GA	24	10	17
12"	DC*12GA	22	10	26

\* Available in Insulated (I) or Uninsulated (U), please specify

## Observation

Size	Part No.	Gauge	No. Per Carton	Lbs. Per Carton
10" x 6"	DO106GA	22	10	25

Note: For information on our larger 16" x 12" Observation Door see our stand-alone literature.

## INSTALLATION INSTRUCTIONS

1. Peel backing off template and apply to duct in desired location.



2. Opening can be cut with hand-held plasma cutter or by conventional methods.



3. Insert door into opening at an angle and tighten knobs.



4. Do not overtighten knobs or wing nuts.





## LIMITED PRODUCT WARRANTY

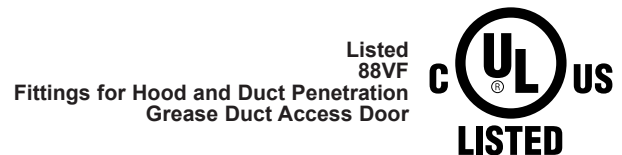
Aire Technologies warrants that Sandwich® Access Doors, when properly installed and maintained, will be free from defects in material and workmanship, and will comply with all written specifications made by Aire Technologies at the time of sale. Aire Technologies warranty shall run for a period of one year from the date of manufacture.

### Warranty Limitation

The warranty stated above is in lieu of all other warranties, express or implied, including but not limited to the implied warranties of MERCHANTABILITY AND FITNESS FOR A PARTICULAR PURPOSE. Although Aire Technologies may have suggested the product, or provided written or oral advice to the Purchaser, it is the Purchaser's responsibility to test and determine the suitability of Sandwich Access Doors, for the intended use and purpose, and Purchaser and/or its customer assumes all risk and liability whatsoever regarding such suitability.

### Limitation of Liability

In the event of a breach of the above warranty, Aire Technologies sole obligation, and Purchaser's sole and exclusive remedy, shall be, at Aire Technologies option, repair or replacement of any defective products, or refund of an applicable portion of the purchase price. Aire Technologies shall have no liability for costs of removal or reinstallation of the product. The Purchaser agrees that no other remedy, including but not limited to loss of profits, loss sales, injury to person or property, or any other special, incidental or consequential damages, shall be available to the Purchaser for any claim arising out of this Agreement, regardless of whether such claim is made in contract or in tort, including strict liability in tort. In no event will Aire Technologies be obligated to pay damages to the Purchaser in any amount exceeding the purchase price that the Purchaser paid to Aire Technologies for the allegedly defective product.



1502 Industrial Drive  
E. Monongahela, PA 15063  
p. 866.421.2473  
f. 724.310.1262  
airetechnologies.com

Aire Technologies is a proud member  
of the following organizations:

