



# Series 99

Type C - Dynamic Fire Damper

Job: \_\_\_\_\_

Location: \_\_\_\_\_

Submitted to: \_\_\_\_\_

Submittal Prepared by: \_\_\_\_\_

Approve Date: \_\_\_\_\_

Date: \_\_\_\_\_

## Specifications

**UL Classification:**

UL Classified UL 555 - **3 Hour Rating**, Dynamic for Use in Installations Rated 3 Hours or Greater

**Profile:**

Standard Profile - 4 1/4" 22Ga 1 Piece Rollformed Frame  
Dynamic for Installation in Systems Where Fans Remain Running During Fire and Smoke Control

**Material:**

Galvanized Steel - Standard  
Stainless Steel - Optional

**Blades:**

Blades and Frame Out of Air-Stream, 100% Free Area - Type C Damper

**Orientation:**

Available for Vertical and Horizontal Installations  
Available with Round, Oval, or Rectangular Collars

**Sizes:**

Available In Single-Section Sizes:  
Vertical - 4" To 31"  
Horizontal - 4" To 20"

**Oval and Rectangular Sizes:**

Vertical - 6" x 6" To 34" x 31"  
Horizontal - 6" x 6" To 22" x 20"

Available in stainless steel

Size limits on Ø

Vertical: 20" Horizontal: 9"

Size limits on Oval/Rectangular

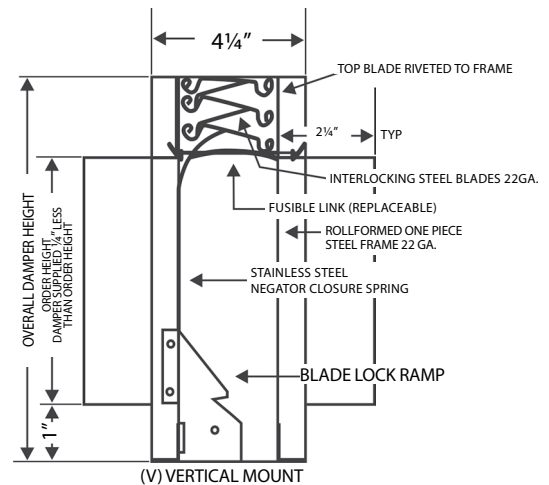
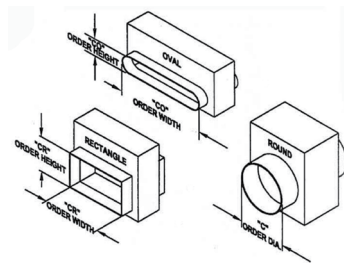

Vertical: 22" x 20" Horizontal: 10" x 9"

**Fusible Link:**

165° F Rated Link - Standard  
212° F Rated Link - Optional

**22 Ga Optional Sleeves:**

12" Sleeve - Standard  
8", 12", 17", 20", or 24" lengths - Optional

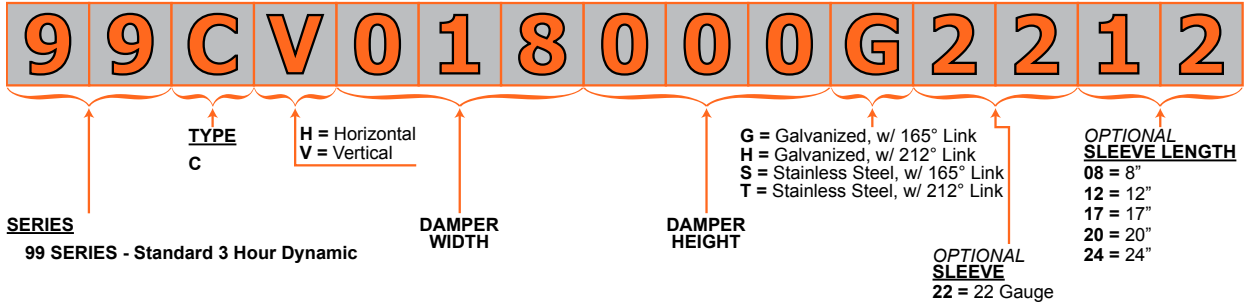


This product meets the requirements for fire dampers established by:

**UL Standards 555  
NFPA Standard 90A  
ICC Building Codes**



# Part Number Format



Qty.	Mount	Damper Size		Fusible Link Temp (165°F) std.	Factory Sleeve Length
	(V) Vertical (H) Horizontal	W	H		

